

# Tatung Company

(2371TT)

**Integrity, Honesty, Industry, Frugality**

## Safe Harbor Statement

**The statements included in this presentation that are not historical in nature are forward-looking statements. These forward-looking statements which may include statements regarding Tatung group future results of operations, financial condition, and investment plan are subject to significant risks and uncertainties and are based on Tatung group current expectations.**

**Actual results may differ materially from those expressed or implied in these forward-looking statements for a variety of reasons, including, among other things: the cyclical fluctuation and our gross margin affected by downward price pressures; our dependence on growth in the demand for our products; dependence on access to raw materials and components; general economic and political conditions; possible disruptions in commercial activities caused by natural and human-induced disasters; and fluctuations in foreign currency exchange.**

**Additional information as to these and other factors that may cause actual results to differ materially from Tatung group forward-looking statements can be found in Tatung annual report on Market Observe Post System in TSEC website. Except as required by law, we undertake no obligation to update any forward-looking statement, whether as a result of new information, future events, or otherwise.**

# Financial Highlights

Unit : NT\$M

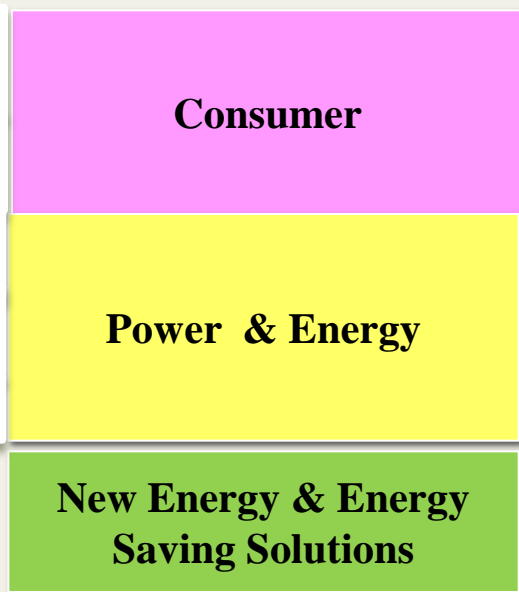

	Q1 2011 Projection	Q1 2011 Actual	Q1 2010 Actual
Sales	8,740	9,381	8,872
Operating Profits	74	108	26
Other Income/losses		-412	-219
Net Income/losses	-309	-304	-193

- ⊗ Operation profit was much better than 2010 Q1
- ⊗ Investment losses were much improved because of decrease in CPT losses and increase in investment income from other subsidiaries.
- ⊗ Other financial losses were caused by financial evaluation (MTM) and FX.

# Business Portfolio

TODAY

FUTURE



**Reposition & Simplify**

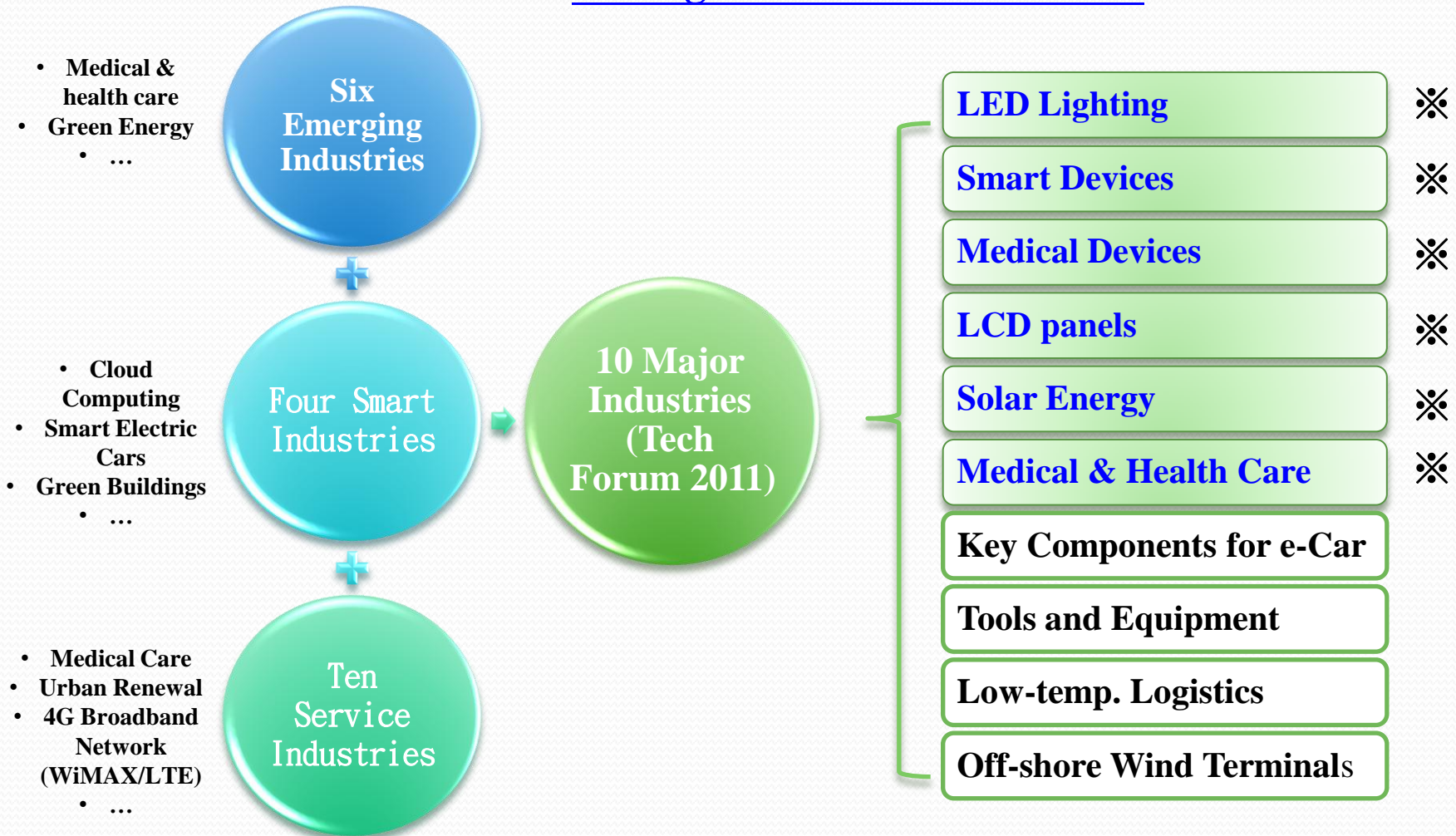
**Growth & Value Creation**

# Growth Engine in Core Business

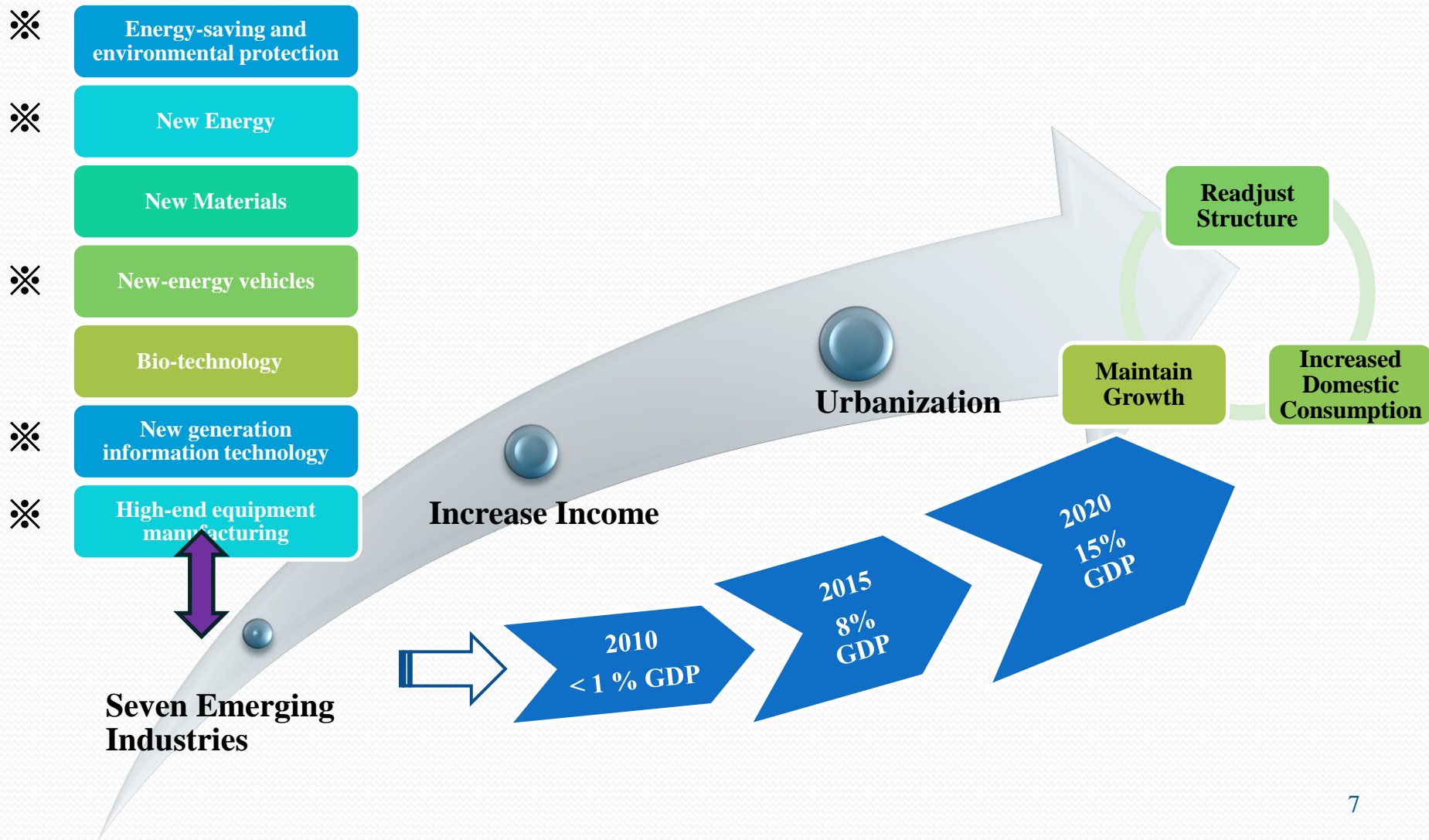
- ④ OEM for Poly Crystalline Silicon Ingot
- ④ Smart Grid Development
  - ④ Smart meters
  - ④ Smart distribution
  - ④ Amorphous transformers
- ④ Energy Saving Initiatives
  - ④ Products
  - ④ Energy management systems

# Taiwan's Major Plans for Next Decade

## Tatung is related to 6 of the 10



## Tatung is related to 5 of the 7



# Group Strategies for next 5 Years

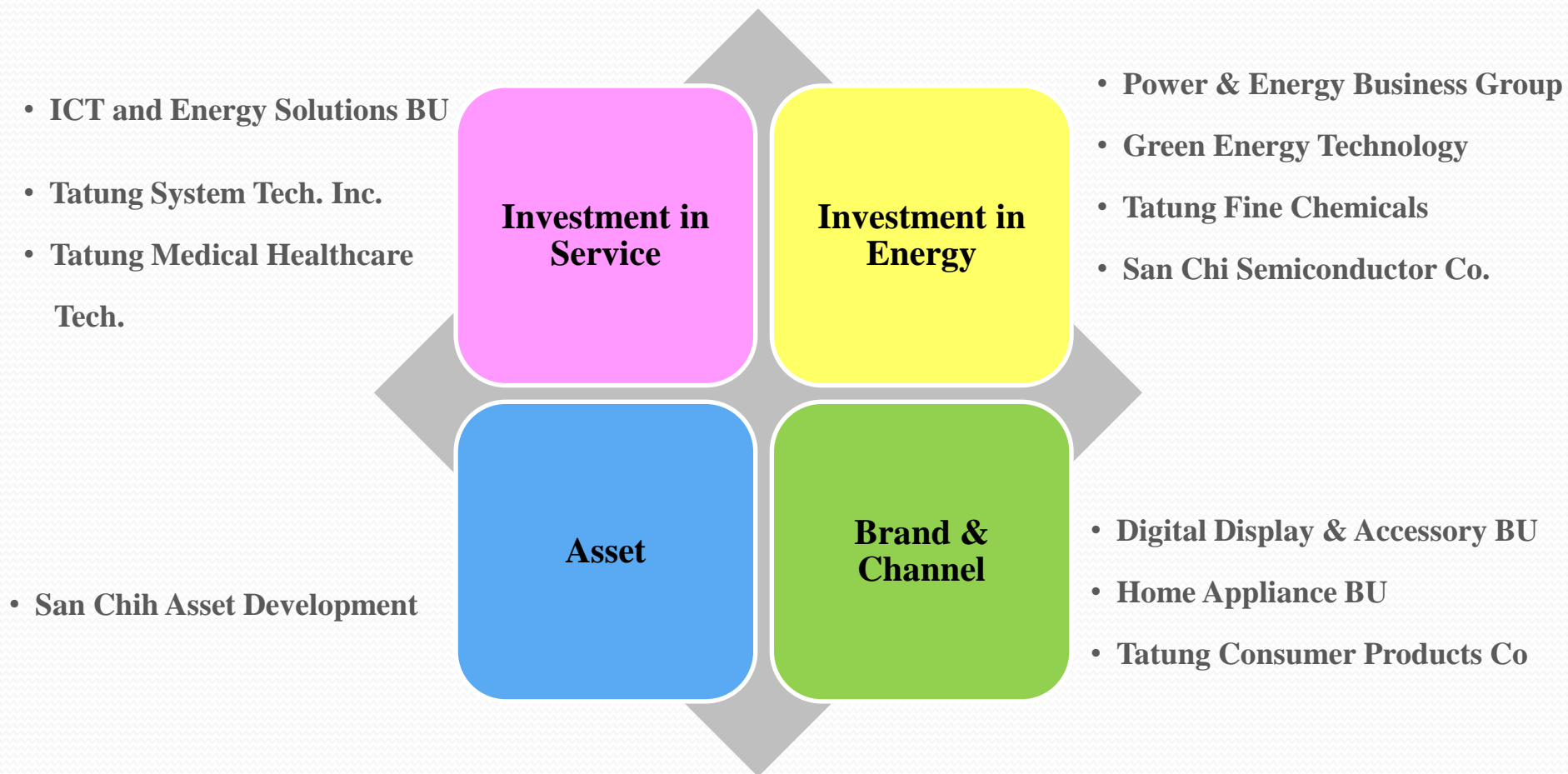


## Investment Focus

- ② New Energy
  - ② Solar industry
    - ② GET: Expand to 1GW at the end of 2010 and 2.2GW in 2011
  - ② LED industry
    - ② Ramping up 30K mm per month sapphire ingot at the end of 2010 and 200K mm per month ingot in 2011 by SCSC
- ② Asset development
  - ② SCAD launched 3rd Project Phase II (“Tatung Palace Mansion”) in 2010Q3 and completed sales on March 2011.
- ② Medical and Health Care



# Group Synergy and Investment Focus



# Imperatives for value creation

- ④ **Focus** (New Products & Services with profits)
- ④ **Create** (Value in New Energy)
- ④ **Grow and Expand** (In China & ASEAN)